



Modular Cooking Range Line 900XP Worktop with Water Column and Liter Counter, 200 mm

ITEM # _____
MODEL # _____
NAME # _____
SIS # _____
AIA # _____



206378 (WTNWTCT9E)

Ambient WorkTop with water
column and liter counter, 1/4
module

Short Form Specification

Item No. _____

200 mm wide top unit with mounted water column, fitted with electronic liter-counter. Easy operation, LED display allows to constantly monitor the water output. Unit to be installed on bases, bridging supports or cantilever systems. Equipped with liter-counter. One piece pressed worktop in 2 mm thick stainless steel provides a heavy duty work surface under any load.

Main Features

- 200 mm wide top unit with mounted water column, fitted with electronic liter-counter.
- Easy operation, LED display allows to constantly monitor the water output.
- Unit features cold water tap.
- Unit to be mounted on open base cupboards, bridging supports or cantilever systems.
- Can be installed on neutral base, refrigerated base, cantilever and bridge installation.
- Top configuration allows installation on ambient base only (not possible to install on refrigerated nor freezer base).

Construction

- Model has right-angled side edges to allow flush fitting joints between units, eliminating gaps and possible dirt traps.
- All exterior panels in Stainless Steel with Scotch Brite finishing.
- Stainless steel top provides a heavy duty work surface under any load.

APPROVAL: _____



Experience the Excellence
www.electroluxprofessional.com

Optional Accessories

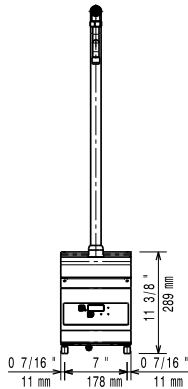
• Junction sealing kit	PNC 206086	<input type="checkbox"/>
• Support for bridge type installation, 800mm	PNC 206137	<input type="checkbox"/>
• Support for bridge type installation, 1000mm	PNC 206138	<input type="checkbox"/>
• Support for bridge type installation, 1200mm	PNC 206139	<input type="checkbox"/>
• Support for bridge type installation, 1400mm	PNC 206140	<input type="checkbox"/>
• Support for bridge type installation, 1600mm	PNC 206141	<input type="checkbox"/>
• Support for bridge type installation, 400mm	PNC 206154	<input type="checkbox"/>
• Water column with swivel arm (water column extension not included)	PNC 206289	<input type="checkbox"/>
• Water column extension for 900 line	PNC 206290	<input type="checkbox"/>
• Chimney upstand, 200mm	PNC 206302	<input type="checkbox"/>
• Side handrail-right/left hand (900XP)	PNC 216044	<input type="checkbox"/>
• Frontal handrail, 400mm	PNC 216046	<input type="checkbox"/>
• Frontal handrail, 800mm	PNC 216047	<input type="checkbox"/>
• Frontal handrail, 1200mm	PNC 216049	<input type="checkbox"/>
• Frontal handrail, 1600mm	PNC 216050	<input type="checkbox"/>
• Large handrail - portioning shelf, 400mm	PNC 216185	<input type="checkbox"/>
• Large handrail - portioning shelf, 800mm	PNC 216186	<input type="checkbox"/>
• 2 side covering panels for top appliances	PNC 216278	<input type="checkbox"/>



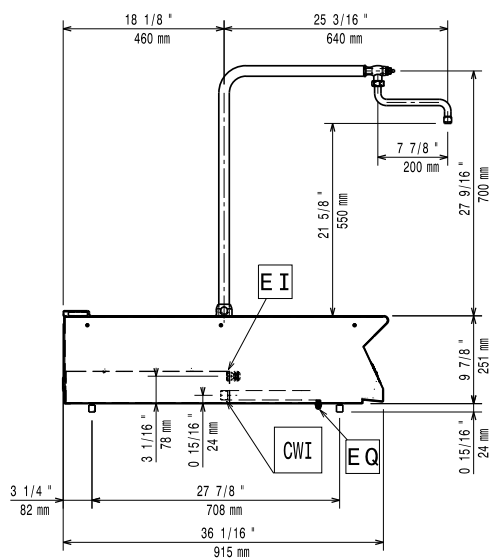
Electrolux
PROFESSIONAL

Modular Cooking Range Line 900XP Worktop with Water Column and Liter Counter, 200 mm

Front

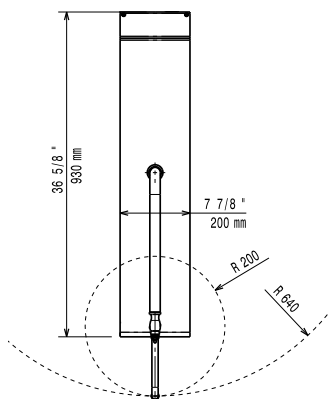


Side



CWI = Cold Water inlet 1 (cleaning)
EI = Electrical inlet (power)

Top



Electric

Supply voltage: 230 V/1 ph/50/60 Hz

Water:

Water cold/hot pipe size 3/4"

Key Information:

External dimensions, Width: 200 mm

External dimensions, Depth: 930 mm

External dimensions, Height: 250 mm

Net weight: 13 kg



Modular Cooking Range Line
900XP Worktop with Water Column and Liter Counter, 200 mm

The company reserves the right to make modifications to the products without prior notice. All information correct at time of printing.

2025.07.31